

Medgar Evers Elementary School

Overall Rating

School Quality Rating

Level 1+

Accountability Status

Good Standing

Performance Indicators


Performance

Rating

Reading Growth on NWEA MAP (grades 3-8)

All Students

Better than 98% of schools nationally



African-American Priority Group

Better than 98% of schools nationally




Hispanic Priority Group

English Learners Priority Group

Diverse Learners Priority Group


Better than 99% of schools nationally



Math Growth on NWEA MAP (grades 3-8)

All Students

Better than 94% of schools nationally



African-American Priority Group

Better than 94% of schools nationally



Hispanic Priority Group

English Learners Priority Group

Diverse Learners Priority Group

Better than 99% of schools nationally



NWEA Growth Percentage

Percent Making National Average Growth

69% of students making target growth



Attainment on NWEA

Reading attainment for 2nd grade

Better than 58% of schools nationally



Math attainment for 2nd grade

Better than 19% of schools nationally



Reading attainment for 3rd - 8th grade

Better than 65% of schools nationally



Math attainment for 3rd - 8th grade

Better than 58% of schools nationally



Attendance Rate

Average Daily Attendance Rate

97.5% attendance



My Voice, My School Survey Results

Overall Rating

Well Organized



English Learner Progress

Growth on ACCESS exam

Data Quality

Data Quality Index score

100% success



For more information...

The School Quality Rating Policy (SQRP) is the district's policy for evaluating each school's academic performance each year. The rating on this report is based on how the school performed in the 2015-2016 school year, and it is used to determine the school's accountability status for the 2016-2017 school year. You can find more information about the SQRP at <http://www.cps.edu/sqrp>.

Ratings Legend


1 point




2 points



3 points



4 points



5 points

